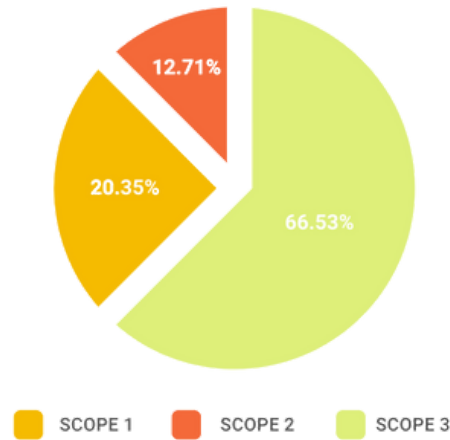


# Council Emissions

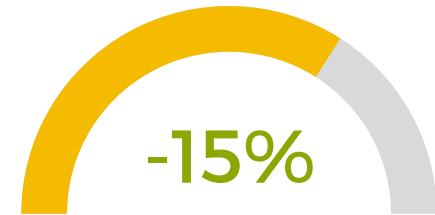
## Jan 22-Jan 23



Our Scope 3 emissions are more than double our Scope 1+2 combined. We have the least control over our Scope 3 as this relates to contractors, but we are working with businesses and suppliers to reduce their emissions

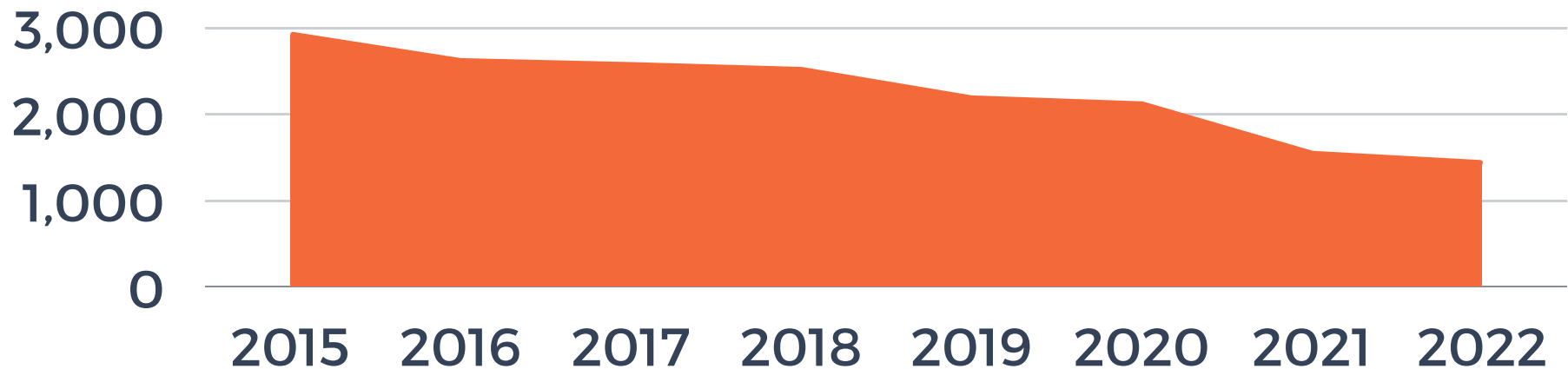


We've reduced our 2022 carbon emissions by more than half when compared with 2015 emissions



Emissions associated with waste collection were down by 15%, this is following the introduction of several electric vehicles

### GREENHOUSE GAS EMISSIONS



## 2019-20 EMISSIONS

MARCH 19 - MARCH 20

2119 CO2e (tonnes)

## 2020-21 EMISSIONS

MARCH 20 - MARCH 21

1547 CO2e (tonnes)

## 2021-22 EMISSIONS

MARCH 21 - MARCH 22

1523 CO2e (tonnes)

## 2022 EMISSIONS

JAN 22 - JAN 23 - (SWITCHED TO CALENDAR  
YEAR REPORTING)

1440 CO2e (tonnes)