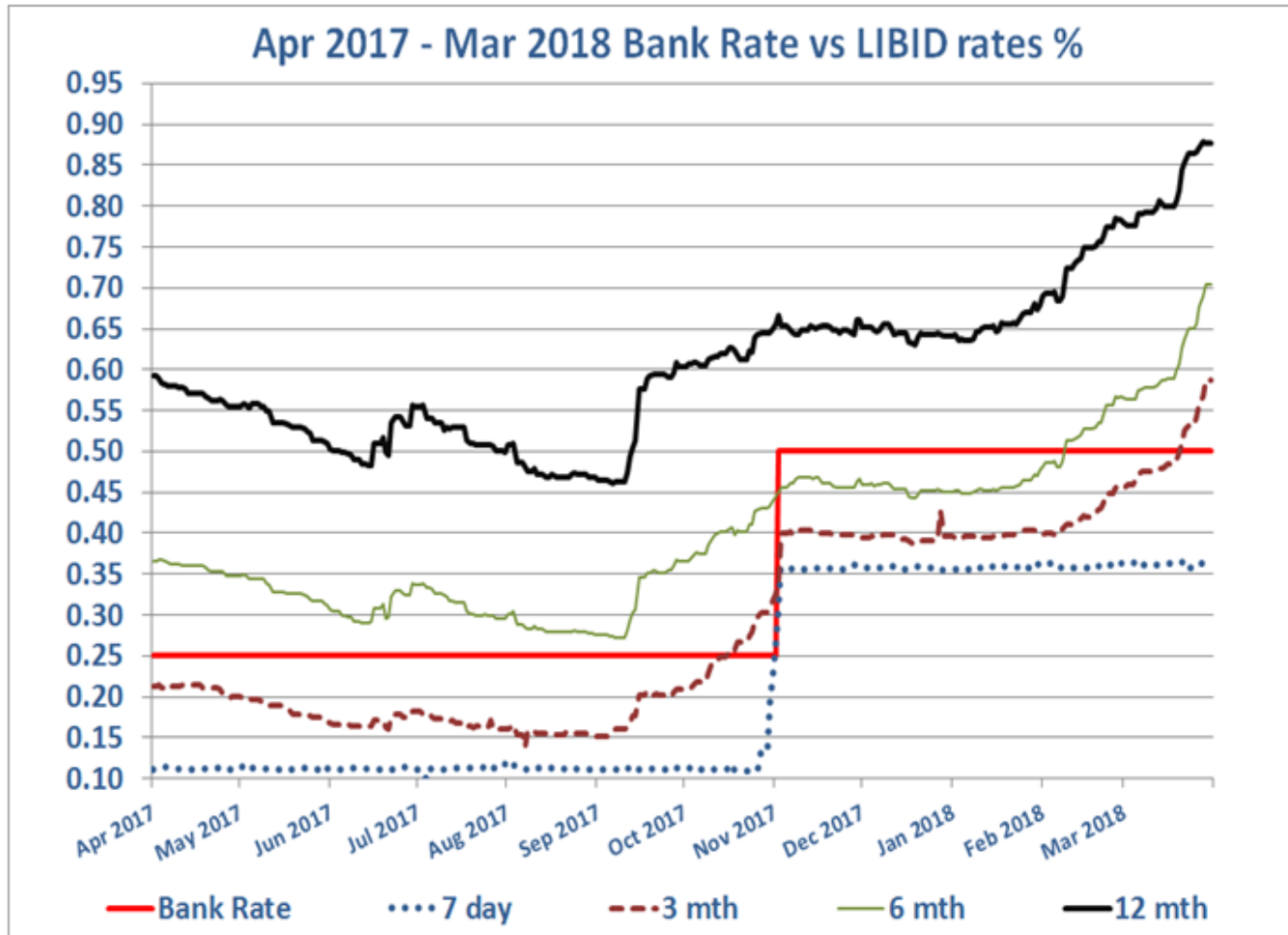
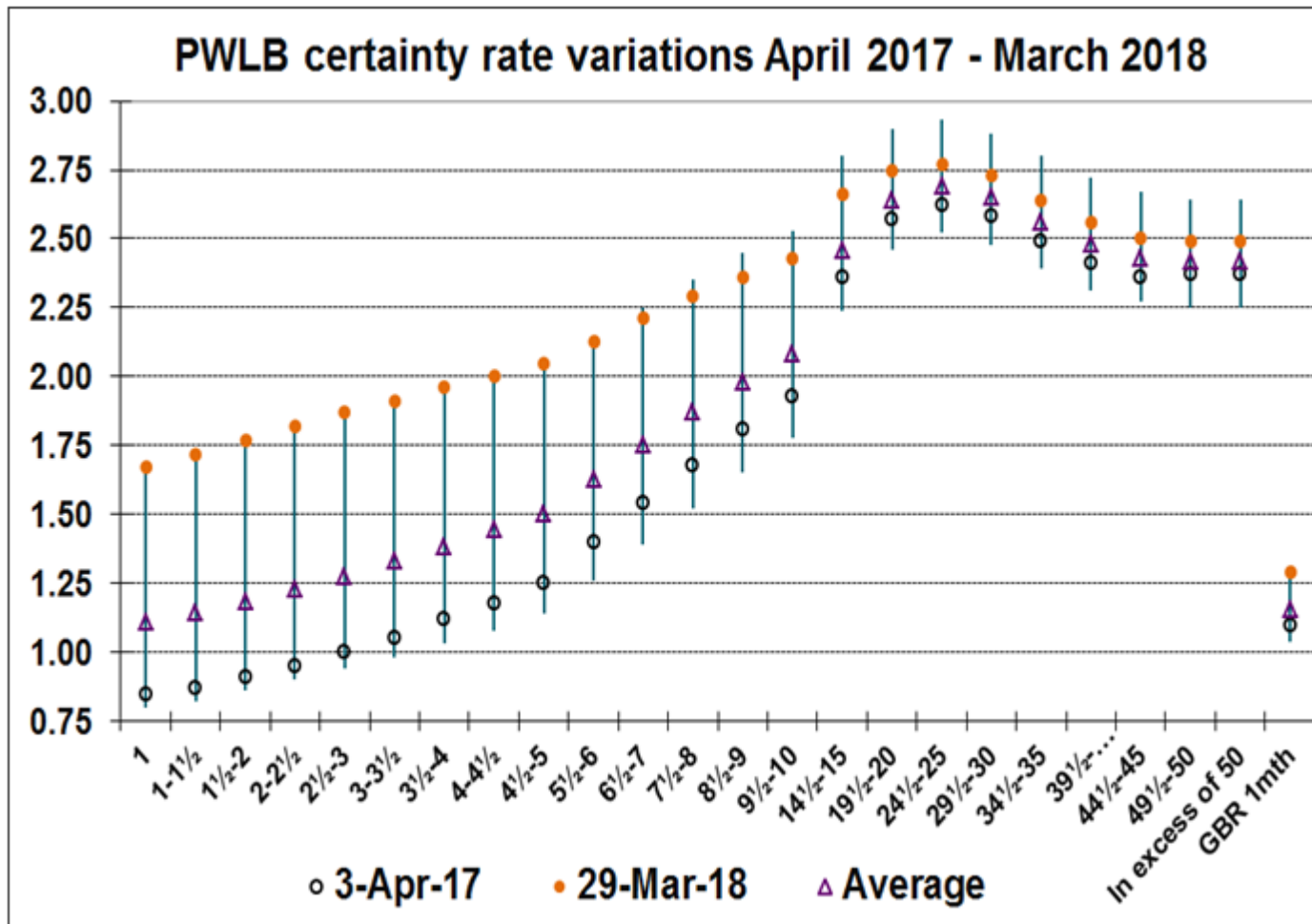


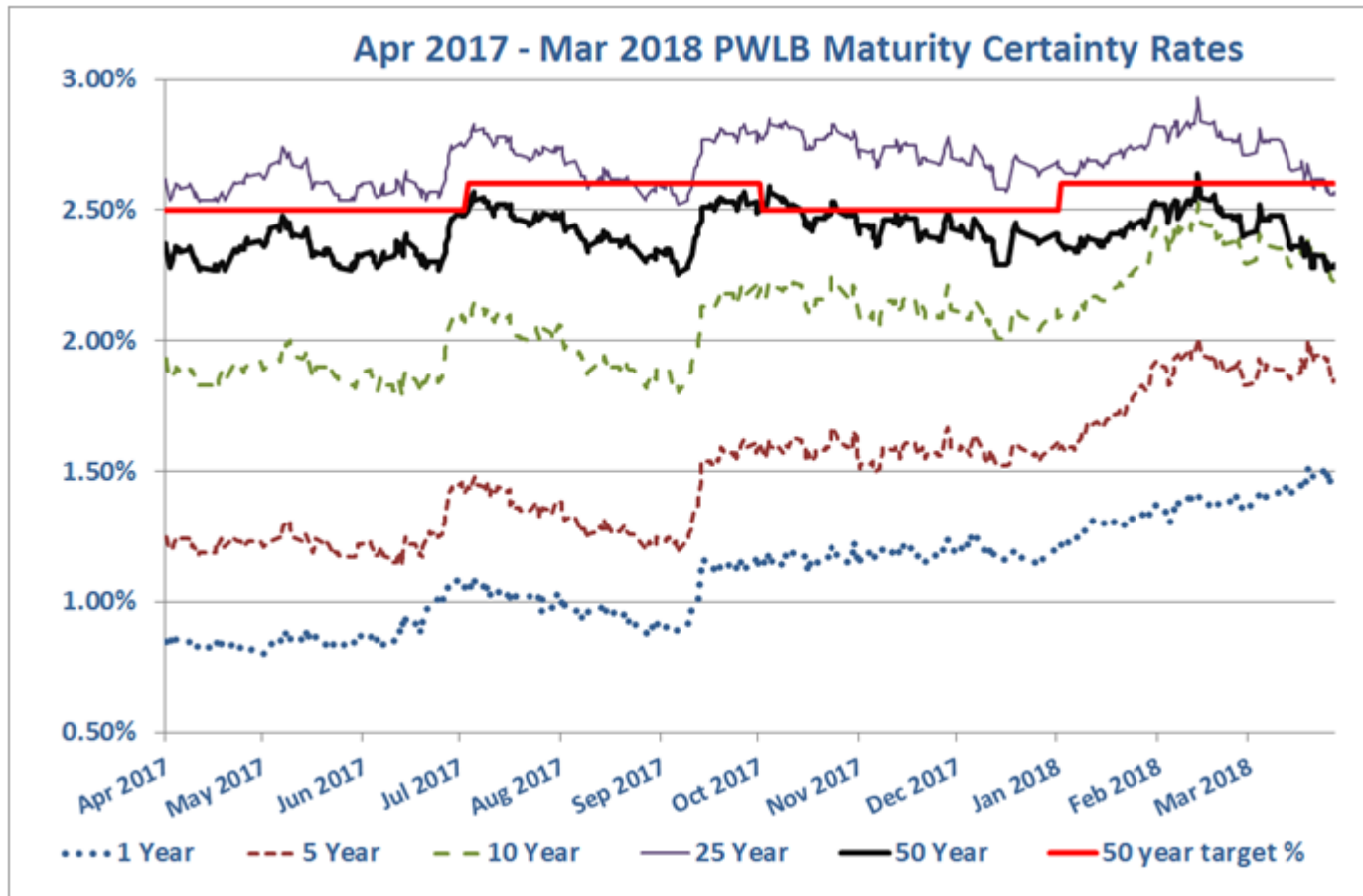
INVESTMENT AND BORROWING RATES 2017-2018





PWLB Certainty Rate Summary

	1 Year	5 Year	10 Year	25 Year	50 Year
1/4/17	0.85%	1.25%	1.93%	2.62%	2.37%
31/3/18	1.67%	2.05%	2.43%	2.77%	2.49%
Low	0.80%	1.14%	1.78%	2.52%	2.25%
Date	03/05/2017	15/06/2017	15/06/2017	08/09/2017	08/09/2017
High	1.51%	2.01%	2.53%	2.93%	2.64%
Date	21/03/2018	15/02/2018	15/02/2018	15/02/2018	15/02/2018
Average	1.11%	1.50%	2.08%	2.69%	2.41%



Money market investment rates 2017/18

	7 day	1 month	3 month	6 month	1 year
1/4/17	0.111	0.132	0.212	0.366	0.593
31/3/18	0.364	0.386	0.587	0.704	0.878
High	0.366	0.390	0.587	0.704	0.879
Low	0.099	0.122	0.140	0.273	0.461
Average	0.215	0.233	0.286	0.401	0.606
Spread	0.267	0.268	0.447	0.432	0.418
High date	27/2/18	22/3/18	29/3/18	29/3/18	28/3/18
Low date	4/7/17	10/8/17	7/8/17	7/9/17	6/9/17