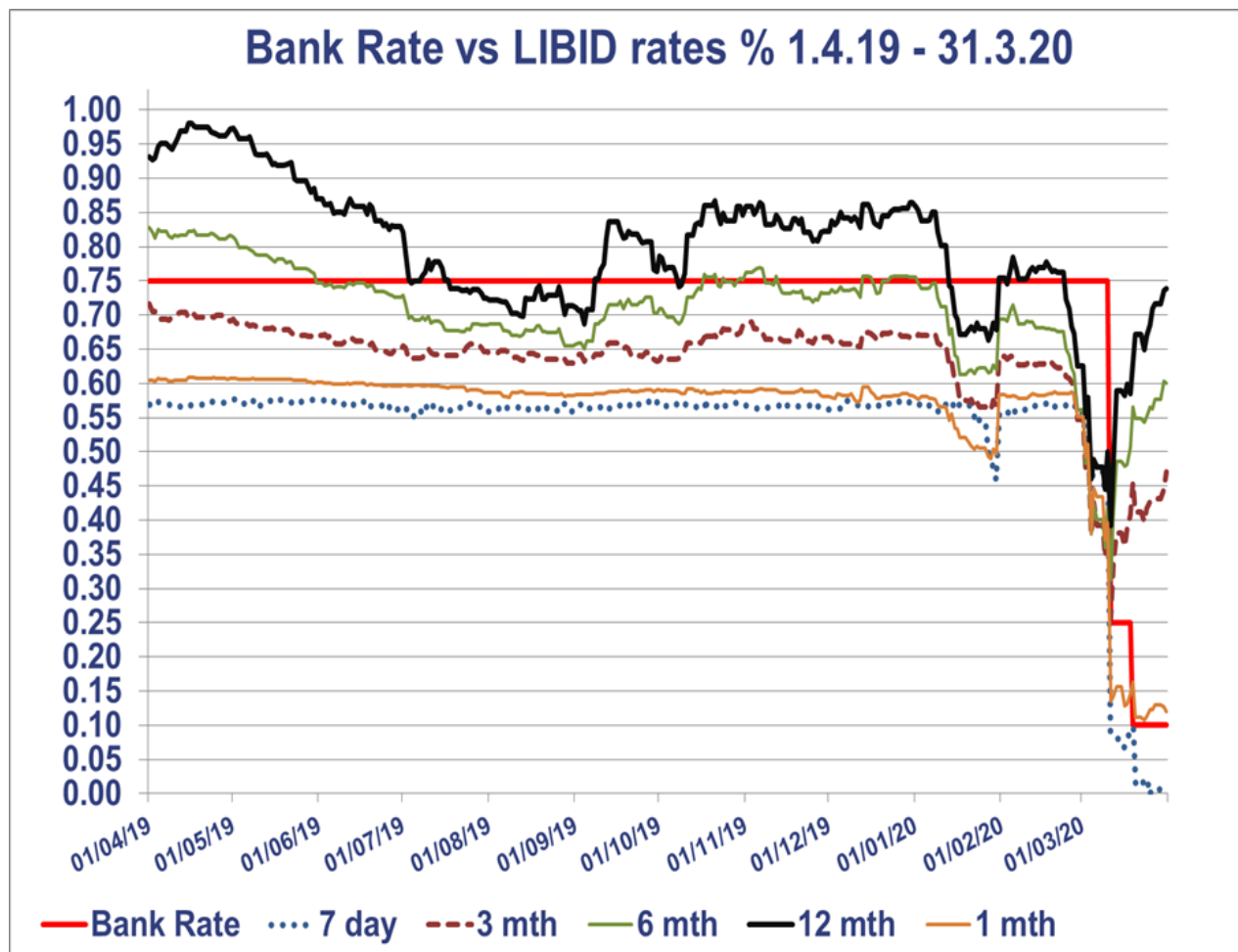
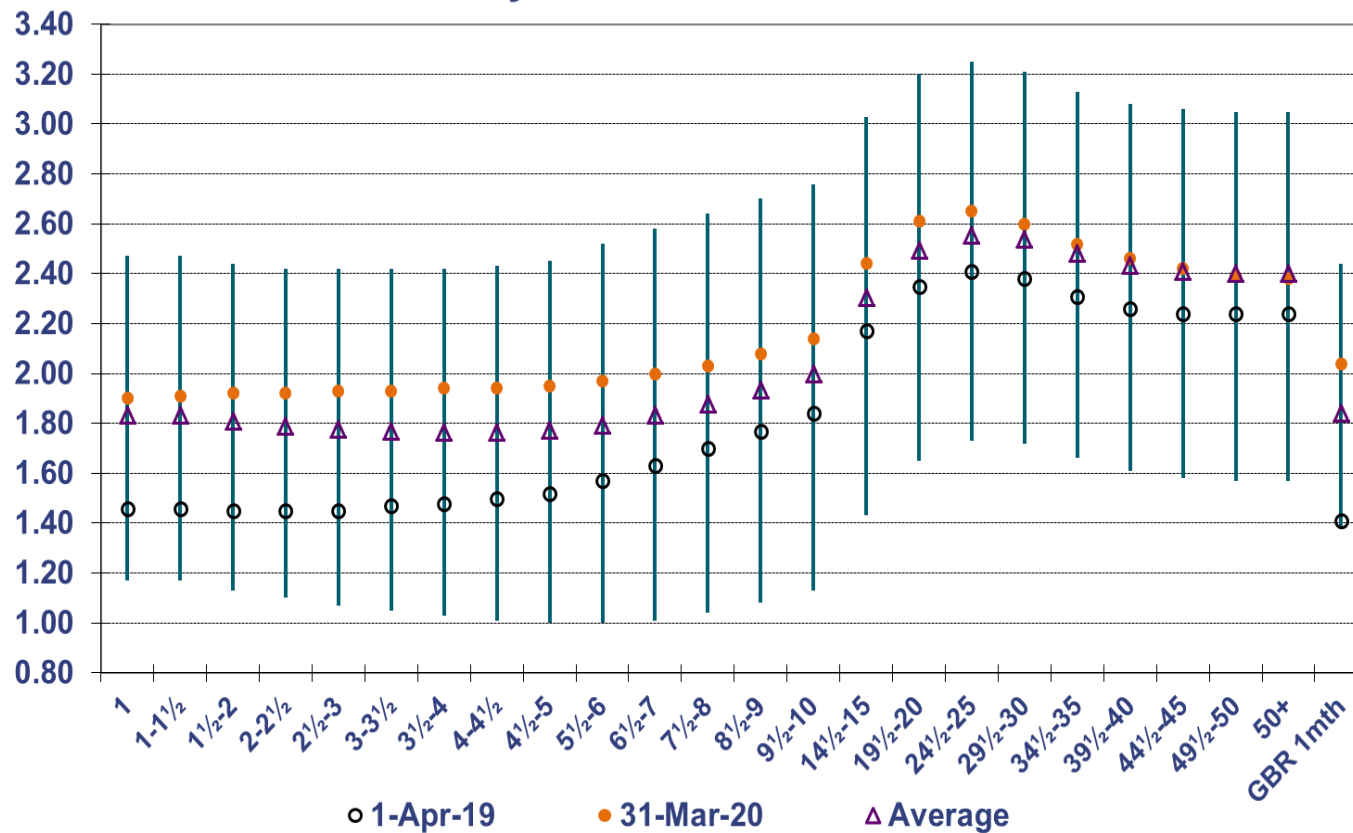


INVESTMENT AND BORROWING RATES 2019-2020

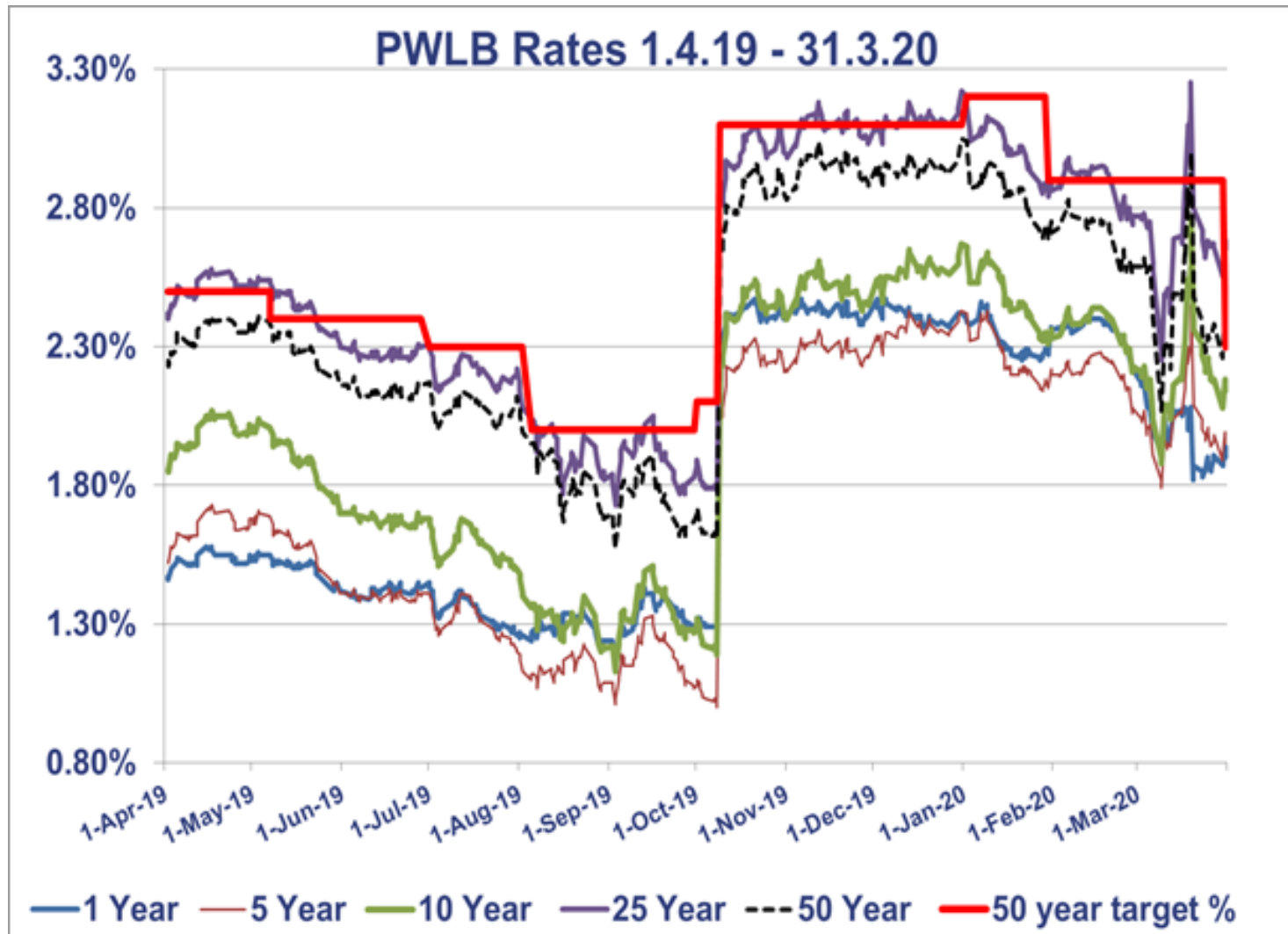


### PWLB Certainty Rate Summary

PWLB Certainty Rate Variations 1.4.19 to 31.3.2020



|            | 1 Year     | 5 Year     | 10 Year    | 25 Year    | 50 Year    |
|------------|------------|------------|------------|------------|------------|
| 01/04/2019 | 1.46%      | 1.52%      | 1.84%      | 2.41%      | 2.24%      |
| 31/03/2020 | 1.90%      | 1.95%      | 2.14%      | 2.65%      | 2.39%      |
| Low        | 1.17%      | 1.00%      | 1.13%      | 1.73%      | 1.57%      |
| Date       | 03/09/2019 | 08/10/2019 | 03/09/2019 | 03/09/2019 | 03/09/2019 |
| High       | 2.47%      | 2.45%      | 2.76%      | 3.25%      | 3.05%      |
| Date       | 21/10/2019 | 19/03/2020 | 19/03/2020 | 19/03/2020 | 31/12/2019 |
| Average    | 1.83%      | 1.77%      | 2.00%      | 2.56%      | 2.40%      |



## Money market investment rates 2019/20

|           | Bank Rate  | 7 day      | 1 mth      | 3 mth      | 6 mth      | 12 mth     |
|-----------|------------|------------|------------|------------|------------|------------|
| High      | 0.75       | 0.58       | 0.61       | 0.72       | 0.83       | 0.98       |
| High Date | 01/04/2019 | 09/05/2019 | 15/04/2019 | 01/04/2019 | 01/04/2019 | 15/04/2019 |
| Low       | 0.10       | 0.00       | 0.11       | 0.26       | 0.31       | 0.39       |
| Low Date  | 19/03/2020 | 25/03/2020 | 23/03/2020 | 11/03/2020 | 11/03/2020 | 11/03/2020 |
| Average   | 0.72       | 0.53       | 0.56       | 0.63       | 0.70       | 0.80       |
| Spread    | 0.65       | 0.58       | 0.50       | 0.46       | 0.52       | 0.59       |