

Child Health: Issues for the Stroud District



Sue Wild

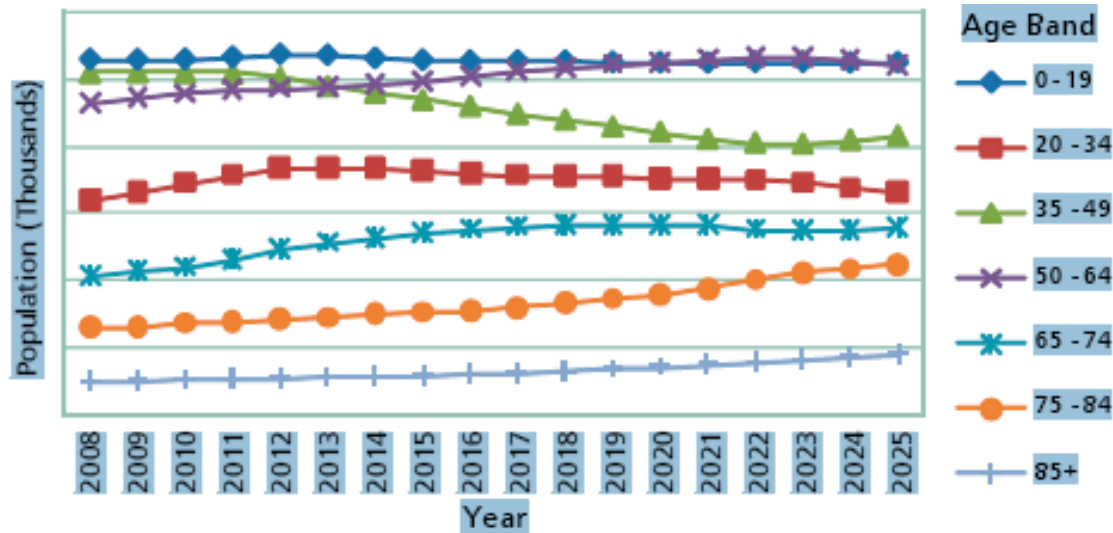
Health Improvement Manager

Public Health, NHS Glos

Child Health

Population profile in the Stroud district

Population changes by age band 2008 to 2025



Source: NHS Gloucestershire Public Health Intelligence Unit 20 08

Health, deprivation and disability domain for the Stroud District





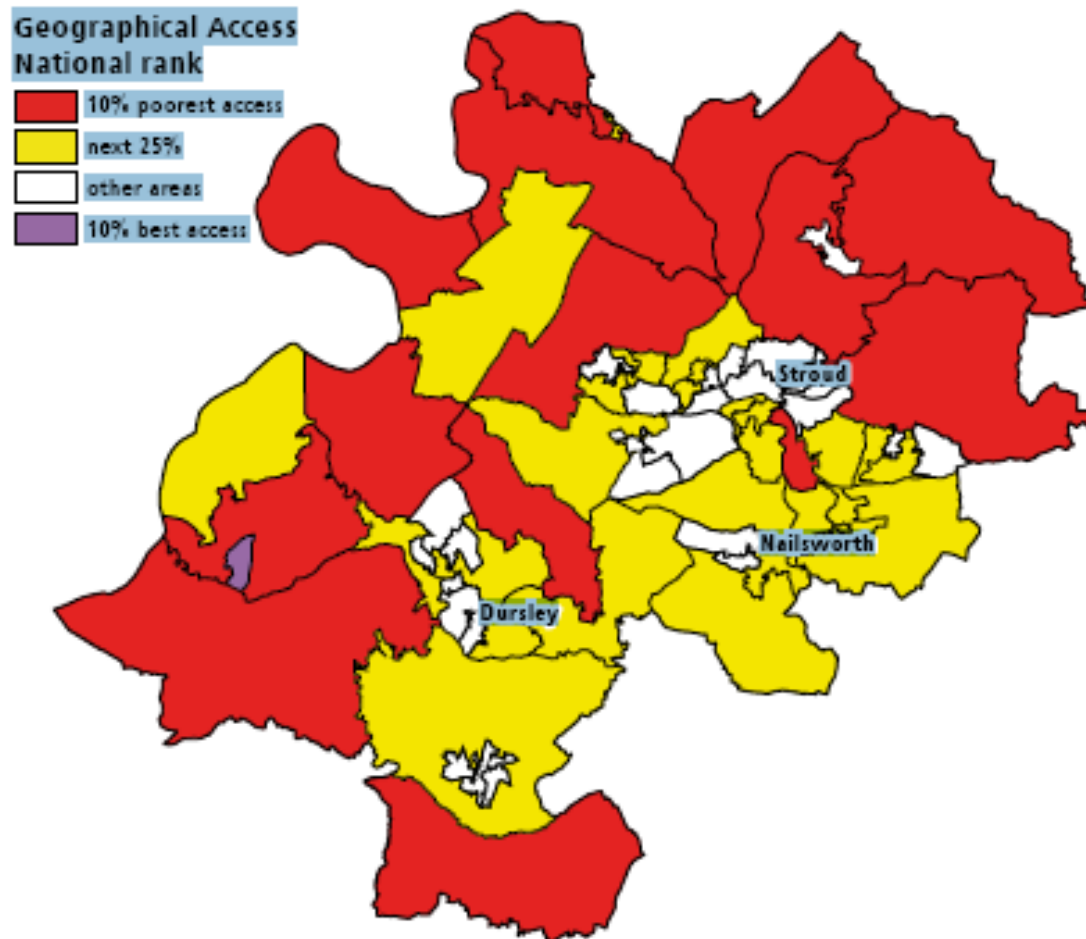
Child Health

Issues for children and young people across the Stroud district

- Poor access to services
- Mental health
- Smoking
- Access to drugs
- Obesity
- Lower levels of physical activity
- Road traffic accidents
- Health protection

Child Health Access to services

IMD 2007 (LSOA) – Barriers to housing and services sub domain: geographical barriers



Child Health

Under 18 conceptions

Under 18 conceptions data for LA Districts, 1998- 2006

Area of usual residence	1998-00			2001-03			2004-06			% change in rate (1998/00 - 2004/06)
	Number	Rate	% leading to abortion	Number	Rate	% leading to abortion	Number	Rate	% leading to abortion	
Gloucestershire	1,126	37.4	44	1,114	34.8	50	1,041	30.0	55	-19.9%
Cheltenham	254	40.2	41	220	32.9	42	199	26.0	54	-35.3%
Cotswold	94	23.1	47	102	24.1	60	73	16.2	58	-29.8%
Forest of Dean	162	37.2	46	157	34.6	49	167	35.9	58	-3.4%
Gloucester	331	59.0	44	334	52.6	49	317	45.3	50	-23.3%
Stroud	169	29.0	47	172	28.3	53	152	23.6	56	-18.6%
Tewkesbury	116	29.4	48	129	31.5	53	133	29.5	59	0.3%

Source: ONS/Teenage Pregnancy Unit. NB: Rates are per 1000 female population aged 15-17. 2004-06 data is provisional.

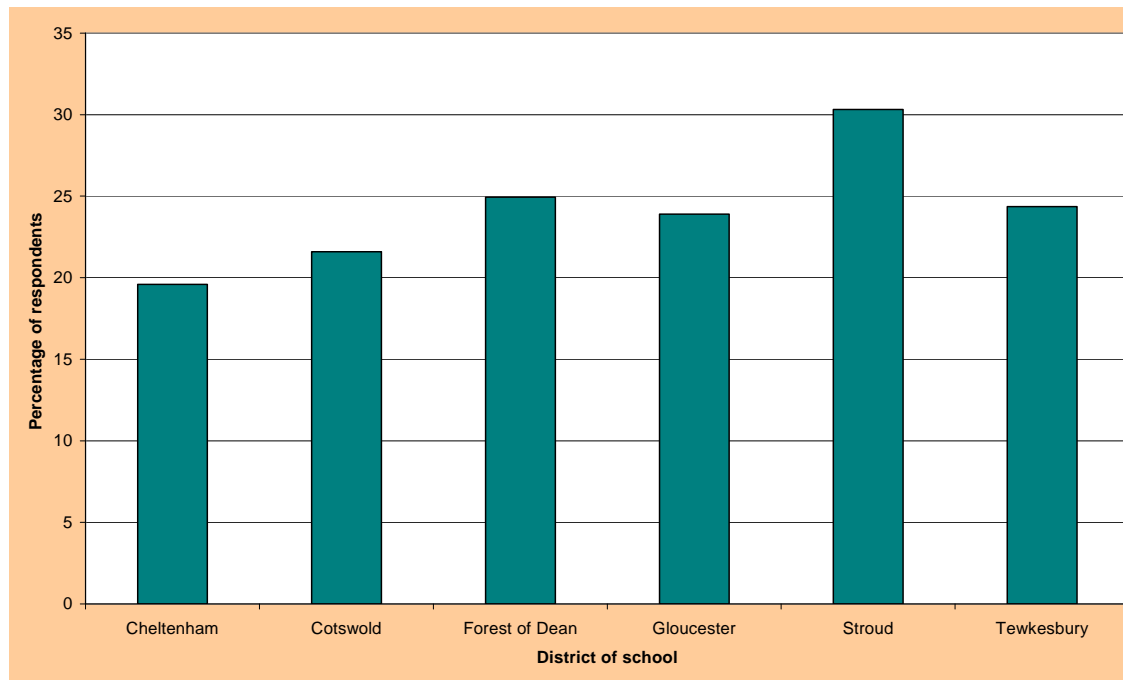


Child Health Smoking

The proportion of pupils smoking increases with age. The Online Pupil Survey 2008 showed that only 16.1% of Year 10 girls and 11.3% of Year 10 boys smoke quite often or most days. Stroud district had the lowest proportion who wanted to stop 26.6% compared to 35.4%, the average for the rest of the county.

Child Health Access to drugs

Figure 3: Percentage of secondary pupils who have been offered drugs, by district



Source: Online Pupil Survey 2008



Child Health

Physical activity

Table 5: Physically active children in Gloucestershire 2006-2007

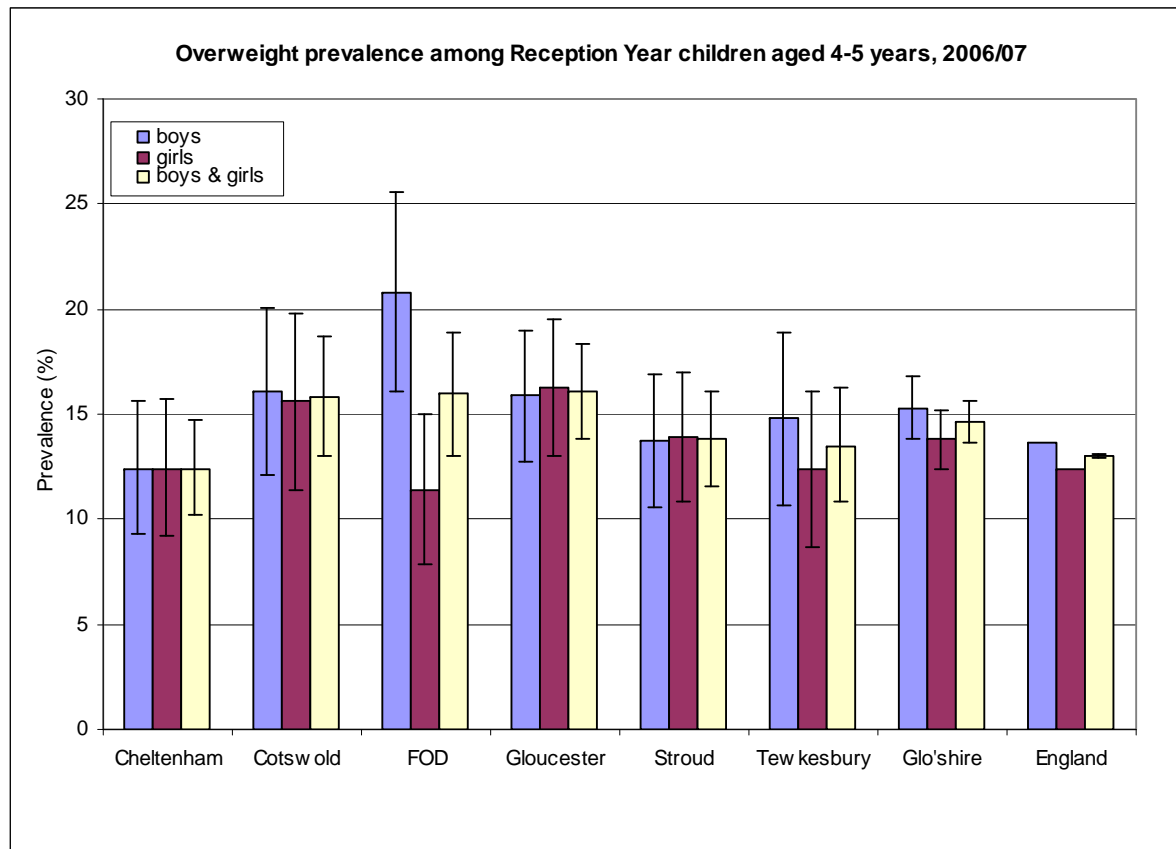
Area	% of physically active children
Cheltenham	93.9
Cotswold	96.8
Forest of Dean	87.8
Gloucester	81.3
Stroud	84.3
Tewkesbury	80.2
Gloucestershire County	86.8
South West	88.6
England	85.7

Source: DH Health Profile 2008

PSA target 2008 5-16 year olds taking part in at least 2 hours of PE and school sport within and beyond the curriculum in all districts

Child Health

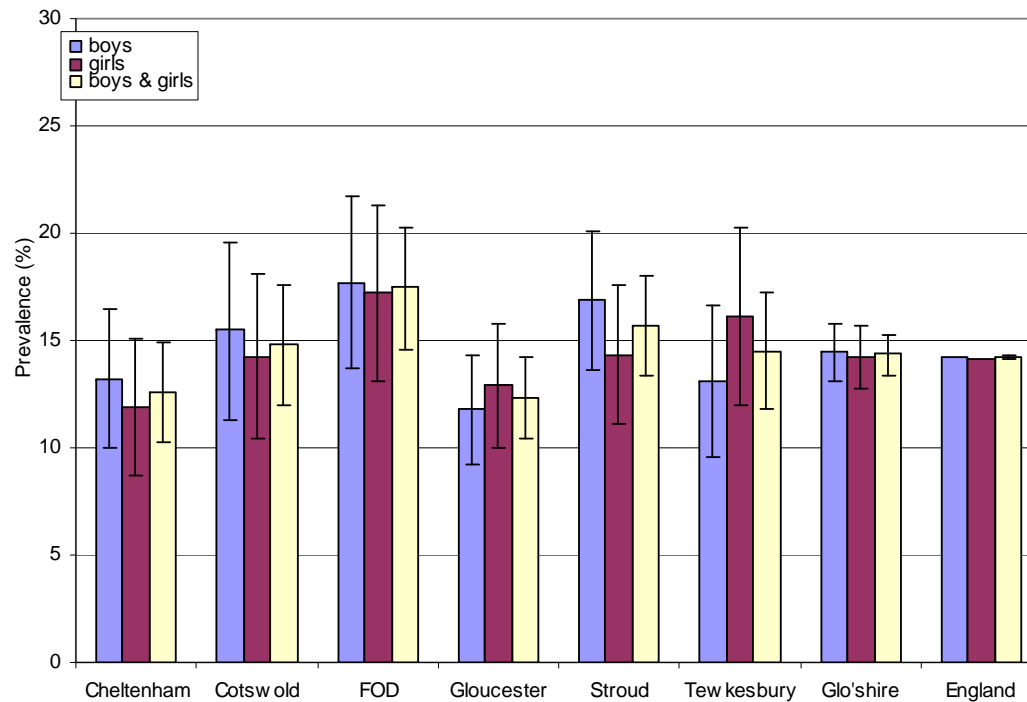
Overweight and obesity



Child Health

Overweight and obesity

Overweight prevalence among Year 6 children aged 10-11 years 2006/07



Child Health Road Safety

Cheltenham Borough

	Fatal	Serious	Slight	KSI	Total
2006	6	10	94	16	110
2007	0	12	63	12	75
2008	1	8	70	9	79
Total	7	30	227	37	264

Cotswold District

	Fatal	Serious	Slight	KSI	Total
2006	2	5	108	7	115
2007	2	14	78	16	94
2008	3	7	83	10	93
Total	7	26	269	33	302

Forest of Dean District

	Fatal	Serious	Slight	KSI	Total
2006	4	22	107	26	133
2007	1	9	78	10	88
2008	2	15	76	17	93
Total	7	46	261	53	314

Gloucester City

	Fatal	Serious	Slight	KSI	Total
2006	1	12	122	13	135
2007	1	8	97	9	106
2008	0	12	106	12	118
Total	2	32	325	34	359

Stroud District

	Fatal	Serious	Slight	KSI	Total
2006	2	19	126	21	147
2007	1	19	123	20	143
2008	3	16	106	19	125
Total	6	54	355	60	415

Tewkesbury Borough

	Fatal	Serious	Slight	KSI	Total
2006	3	11	75	14	89
2007	4	10	71	14	85
2008	1	14	66	15	81
Total	8	35	212	43	255



Child Health

Possible Interventions

- Prevention work with at risk teenagers
- Target support for pregnant teenagers and parents
- Smoking prevention and cessation programmes
- Drugs awareness programmes
- Promoting healthy eating and reducing obesity
- Increased opportunities for physical activity
- Road safety awareness education for young people
- Good hygiene at home and at school

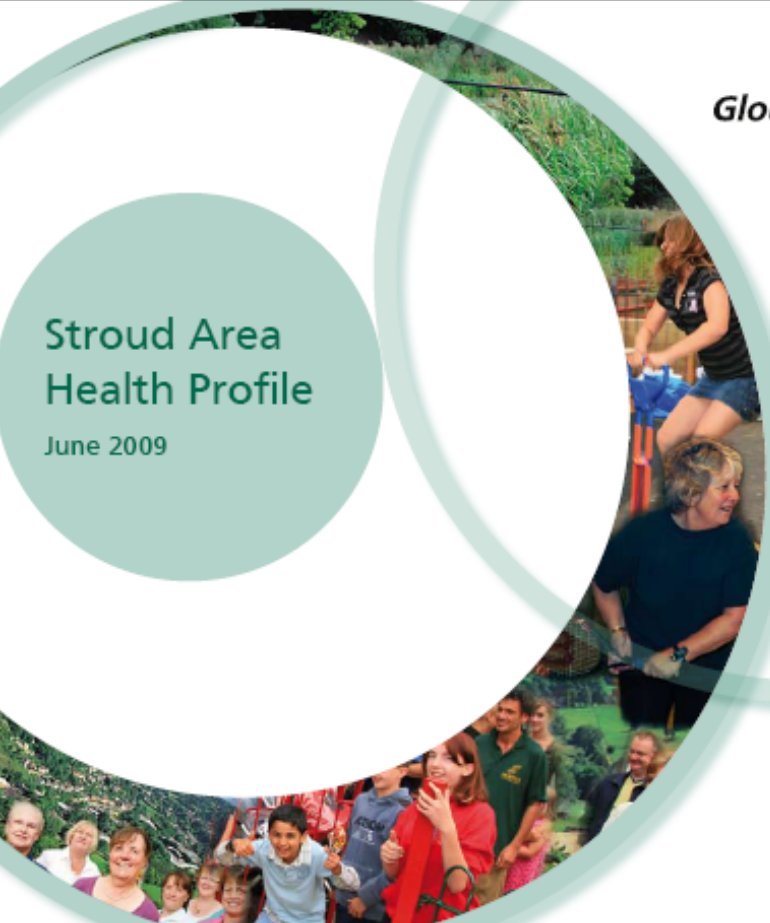


Gloucestershire's Children & Young People's Plan 2009-10

- Healthy Lifestyle Choices
- Personal Safety
- Ready for Employment and Adult Life
- Child Poverty
- Improved Emotional Health and Well-Being
- Educational Achievement for Vulnerable Children and Young People is Improved
- Increased Safeguarding of Children and Young People
- Positive Outcomes for CYP with LDD



stroud
healthy living



Stroud Area
Health Profile

June 2009

NHS
Gloucestershire



Gloucestershire
Conference

<http://www.glospct.nhs.uk/pdf/publications/2009/DPH/Stroud.pdf>