

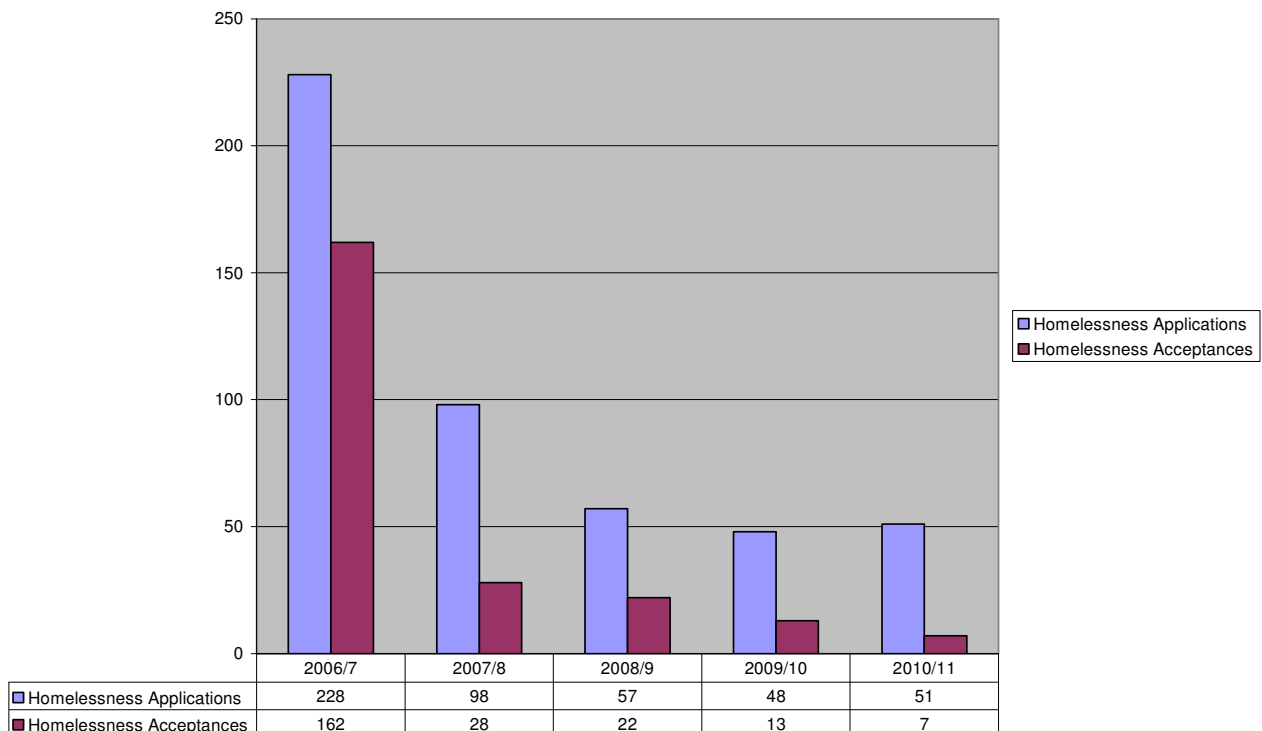
Housing Advice Team stats 2010-2011

Homelessness

Because of the continued successful emphasis on homelessness prevention, during 2010-2011 we took 51 homelessness applications (including 8 from the Mathews Way fire) and accepted the full duty towards 7 of those households.

NI156 is the only national performance indicator for this service area - Number of households in temporary accommodation on last day of the year = 5 of which 2 were in B&B accommodation.

Homelessness historic data for last 5 years



Main causes of homelessness

	2006/7	2007/8	2008-9	2009-10	2010-11	% change
Leaving Parents.	49	7	1	-		
“ Relatives/friends	20	2	3	-	3	
Relationship Breakdown	17	0	3	3		
Violence incl.RB	19	11	12	5	3	
Harassment	0	0	1	-		
Mortgage arrears	6	0	1	-		
Rent arrears	2	1	0	1		
Loss of AST	38	5	1	1	1	
In institution/care	2	1	0	-		
Other	9	1	0	3		
Total	162	28	22	13	7	-46%

Homelessness Prevention and advice

Overall homelessness has been prevented for the following number of households :-

Moved to Youth Projects	Set up in the private sector	Offered a social housing tenancy	Mediation resolved situation	Mortgage Rescue	Discretionary Housing Payments (HB)	Fit to Rent (EH)	TOTAL
51 (Season House now open)	57	151	7	2	53	30	351

Homelessness Prevention Fund

In the last year the Homelessness Prevention Fund has assisted **57** homeless families in to the private rented sector by helping with the set up/deposit costs involved in exchange for a 12 month AST.

There were also **3** households who had an existing HPF grant carried forward into a new property.

Mediation

Free mediation services continue to be offered for couples facing relationship breakdown (provided by Relate) and young people facing homelessness because of parents/relatives/friends no longer able or willing to accommodate (provided by Gloucestershire Counselling Service).

The total number of referrals made:-

- Couples Mediation 8 up by 60%
- Young People's Mediation 5 up by 25%
-

The provision of both mediation services is regarded as an important contribution in the prevention of homelessness.

Floating support services

Futures@Knightstone provide free housing support to people who are experiencing difficulties with some aspect of living independently (adults of working age). Support can be offered for up to 2 years.

The average number of service users supported was 76 per month compared with an average of 70 per month last year.

3% 16-19 year olds

10% 20-25 year olds

87% other

Housing Advice Interviews

1128 Office Interviews took place at Ebley Mill to provide housing advice in addition to 984 residents who came into Ebley Mill for housing advice/assistance with GlosHomeseecker.

Moving Home Grants

In 2010-2011 £6,086 was spent helping 8 tenants to move to a smaller property.

Housing Register/Gloshomeseeker

As at the end of March 2010, the Housing Register comprises **3175** households of which 2380 were new applicants (75%), 152 Gloucestershire housing association transfers (4.8%) and 643 SDC transfers (20.2%)

Excluding suspended applications the Housing Register was split as follows: _

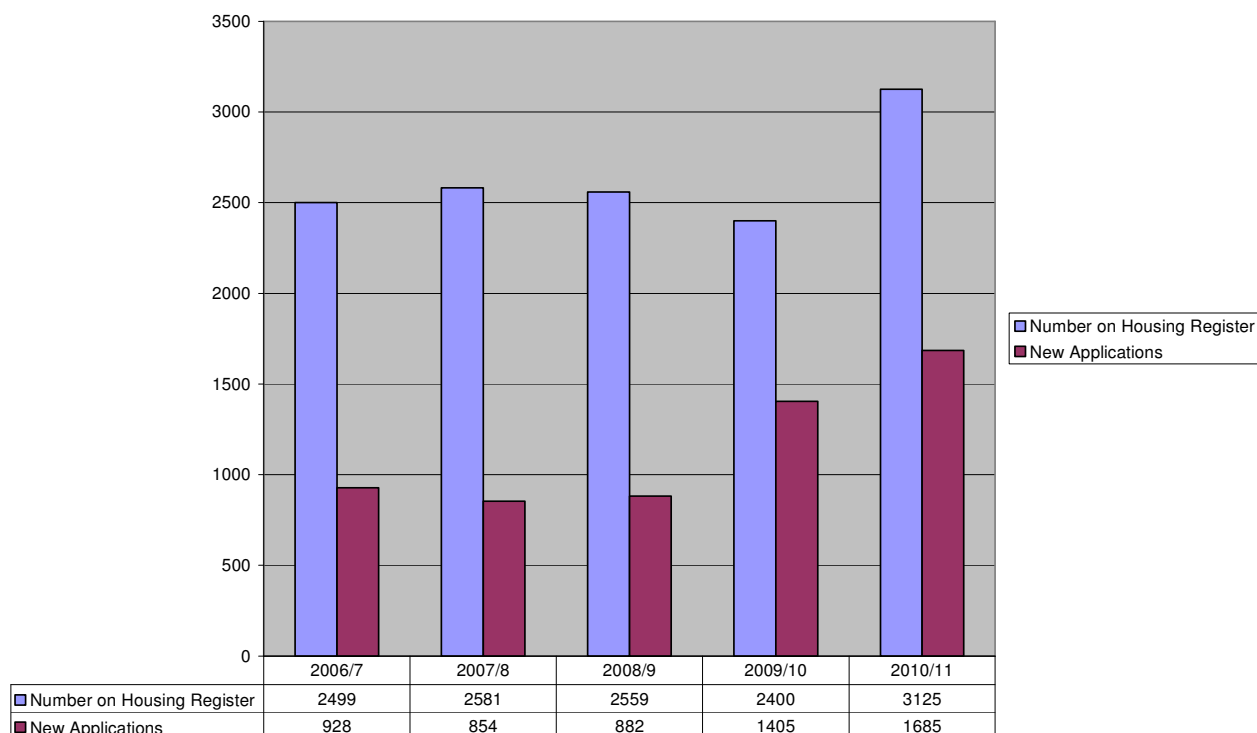
1 bed	2 bed	3 bed	4 bed	5 bed	6 bed	Total
1768	785	288	34	8	1	2884
61%	27.2%	10%	1.2%	0.3%	0.03%	

Numbers in each Band :-

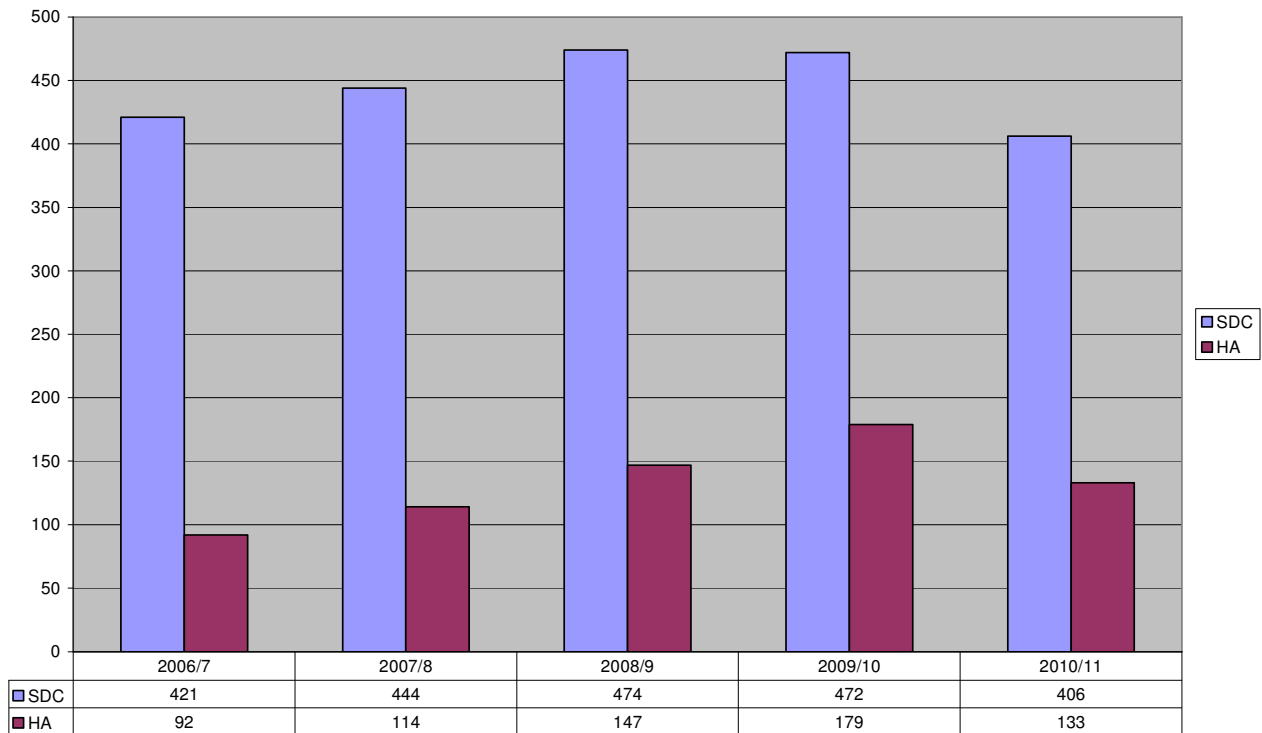
Bronze	Silver	Gold	Emergency	Total
1848	775	198	63	2884
64%	26.9%	6.9%	2.2%	

Of 611 households who have the main applicant aged 60 or over, 454 households are interested in sheltered housing.

Housing Register - historic data



New Tenancies - historic data
Stroud District Council and Housing Association tenancies



Gloucestershire Homeseeker set up **539** new tenancies in the district of which 406 were SDC own properties. The Housing Associations set up 108 new tenancies in the district and a further 25 outside of the district as part of the Gloucestershire Housing Market Partnership with Gloucester City Council and Tewkesbury Borough Council. In total, the successful bidders were from the following bands

Bronze	Silver	Gold	Emergency	Total
72	147	230	90	539
13.3%	27.3%	42.7%	16.7%	

1 bed	2 bed	3 bed	4 bed	Total
250	202	77	10	539
46.4%	37.5%	14.3%	1.8	

Council tenancies

227	New applicants	55.9%
2	Homeless	0.5%
140	SDC / HA transfers inside district	34.5%
37	Outside the District (HA, new applicants or other LA)	9.1%
Total	406	

Housing Association tenancies

91	New applicants	68.4%
42	SDC/HA transfers	31.6%
Total	133	