

DISTRICT AND WARDS

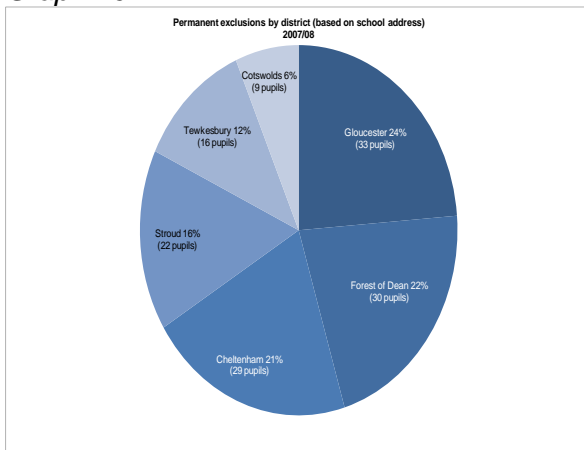
Please note that the district information is linked to the school base and not the pupils' address. The ward information relates to the pupils' home address.

DISTRICTS

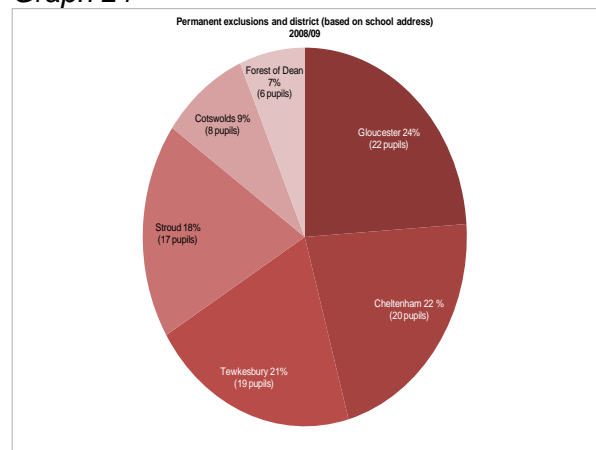
Permanent exclusions

In 2007/08 Gloucester City (24% of total exclusions), the Forest of Dean (22%) and Cheltenham (21%) had the greatest share of permanent exclusions. The Cotswolds was the lowest excluding district (6%). In 2008/09 Gloucester City (24%) remains the highest excluding district but the Forest of Dean became the lowest excluding area with 7% of total exclusions.

Graph 20



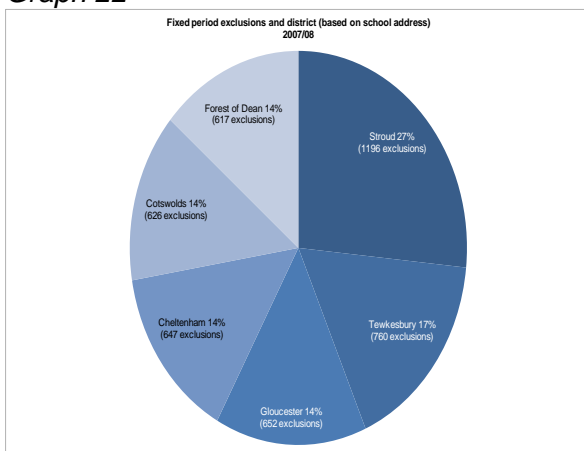
Graph 21



Fixed period exclusions

In 2008/09 Stroud district had the highest number of fixed period exclusions (26% of total exclusions) and the Forest of Dean had the lowest number (12% of total exclusions). It should be noted that Stroud and the Cotswolds figures include exclusions from the BESD special schools. They account for 21% of Stroud's exclusions and 16.14% of the Cotswolds'.

Graph 22



Graph 23

